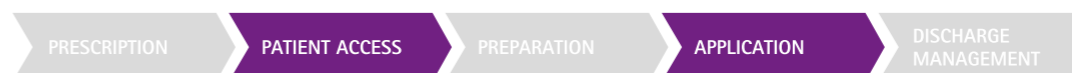



**References**

1. Engineering data on file
2. Test report - Evaluation of the microbial barrier performance of Caresite® valve against spores of Bacillus subtilis signed by Prof. Dr. med. M.Exner and Dr. rer. nat. J. Gebel, Report DMT 2013-412, 11.12.2013
3. Test report - Evaluation of the microbial barrier performance of the female valve Caresite® by touch contamination with Staphylococcus aureus signed by Prof. Dr. med. M.Exner and Dr. rer. nat. J. Gebel, Report DMT 2014-194, 09.12.2014
4. Test Report - Closed system test by means of Sodium Fluorescein signed by Dr. rer. nat. J. Brünke Quality Labs BT GmbH Nuremberg, Report 1678.2-1, 28.05.2013
5. Choosing the Best Design for Intravenous Needleless Connectors to Prevent Bloodstream Infections written by William R. Jarvis, 28.07.2010
6. American Nurses Association – Independent Study Module: Needlestick Safety and Prevention written by Mary Foley, MS, RN and Annemarie T. Leyden, EdD, RN
7. Review Article - Review on Needle Free Drug Delivery Systems, International Journal of Pharma Research & Review, written by Bhagyashri Chavan, Abha Doshi, Yashwant Malode, Balu Misal, Sept 2013; 2(9):30-36
8. Engineering data on file: Caresite - 7 Day Stress Cracking Lipids with Isopropanol
9. White Paper: CARESITETM Luer Access Device: Blood Clearance Test of the Needleless Connector, B. Braun Medical Inc., Bethlehem, PA., CS05\_07/10\_EB, 2010
10. White Paper: CARESITETM Luer Access Device: Mechanical Hemolysis Test of the Needleless Connector, B. Braun Medical Inc., Bethlehem, PA., CS06\_07/10\_EB, 2010
11. White Paper: CARESITE® Luer Access Device (LAD): 7- Day Microbial Barrier Performance, B. Braun Medical Inc., Bethlehem, PA., 15-5669 SW, 2017
12. Guidelines: Infusion Therapy Standards of Practice, page 152 published in Journal of Infusion Nursing (January/February 2016, Volume 39, Number 1S)
13. Study: Efficacy of a "saline only" flush protocol utilizing the Ultrasite® positive displacement device. Susan Silverstein, RN, CRNI, Nurse Consultant, Omnicare Infusion Services of Northern Illinois, January 2003
14. Study: Journal of Vascular Access Devices, Volume 5, Issue 4, 2000, Page 31-33, The effects of positive pressure devices on catheter occlusions, Loretta Berger RN, CRNI
15. Study: Leone M, Dillon R. Catheter outcomes in home infusion. JIN March/April 2008 Vol 31, No2



## Caresite® Luer Access Device

Needle-free access for Infusion Therapy

B. Braun Melsungen AG | Hospital Care | 34209 Melsungen | Germany  
Tel. +49 5661 71-0 | [www.bbraun.com](http://www.bbraun.com)



For more information, please scan the QR-code or visit:  
[www.bbraun.com/en/products-and-therapies/b-braun-for-safety.html](http://www.bbraun.com/en/products-and-therapies/b-braun-for-safety.html)

# Caresite® Luer Access Device

Needle-free Luer Access Device with positive displacement feature

## Caresite® Luer Access Device Performance Data<sup>1</sup>

- Fluid Displacement 0.03 ml (positive)
  - Durability (# accesses tested) 1000
- Only for Luer Access Device (straight valve\*):**
- Flow rate 208 ml/min
  - Pressure resistance up to 400 psi @ 15 ml/sec
  - Low priming volume\*\* 0.22 ml
  - Low retained volume\*\* 0.20 ml

## Product features (all Caresite® configurations)

- Closed System<sup>2,3,4,5</sup> ✓
- Needle-free System<sup>6,7</sup> ✓
- Luer activated split septum ✓
- Not made with Latex or DEHP<sup>1</sup> ✓
- Blood / Lipid compatible<sup>8,9,10</sup> ✓
- Luer-Lock / Luer-Slip compatible<sup>1</sup> ✓



## Product benefits



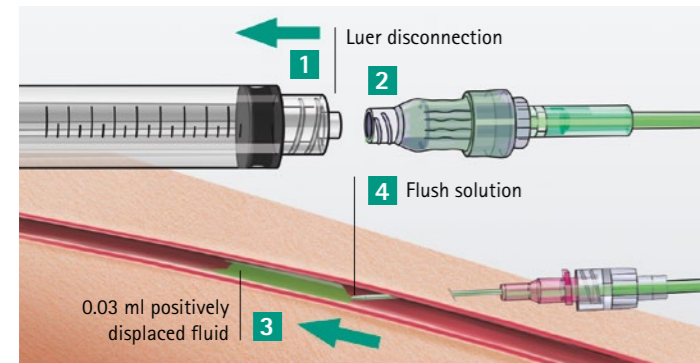
## Helps to reduce microbial and chemical contamination<sup>2,3,4,11</sup>

- Swabbable valve forms a closed system as it is designed to prevent microbial ingress and the escape of contaminants<sup>2,3</sup>
- Smooth surfaces designed for easy cleaning<sup>3,11</sup>
- Easy to inspect and to flush<sup>9</sup>
- Self sealing valve helps to prevent spillage and drug exposure<sup>4</sup>

## Designed to reduce the risk of catheter occlusion<sup>1,12,13,14,15</sup>

- Positive displacement (valve design)

- Luer disconnection
- Valve is closing automatically
- 0.03 ml positively displaced fluid
- Flush solution inside the catheter tip



## Ease of use

- High pressure resistant, suitable for use with power injectors\* which allows more flexibility<sup>1</sup>
- Ergonomic design provides easy access by allowing a good grip and easy connection<sup>1</sup>
- Compatible with lipids and with alcohol when used per the IFU<sup>1,8,9,10</sup>



\* REF 415122-01 and 470100-01, \*\* compared to other positive displacement Luer Access Devices

Caresite®	Description	Length (cm)	Priming volume (ml)	Tubing inner ø (mm)	Units (pcs.)	Code No. (REF)
	Luer Access Device (high pressure resistant up to 400 psi for power injectors)	-	0.22	-	200/100***	415122-01

## Caresite® extension sets

	Smallbore extension set with Caresite®, Spin-Lock (high pressure resistant up to 300 psi for power injectors)	20	0.5	1.3	100	470100-01
	Standard bore extension set with Caresite®, Spin-Lock	15	0.9	2.8	100	470108-01
	Bifurcated smallbore extension set with 2 Caresite®, Spin-Lock	18	0.9	1.3	50	470106-01
	Smallbore double extension set with 2 Caresite®, 2 back-check valves, Spin-Lock	22	1.6	1.3	100	470182
	Smallbore triple extension set with 3 Caresite®, Spin-Lock	20	1.3	1.3	50	470160
	Smallbore triple extension set with 3 Caresite®, 3 back-check valves, Spin-Lock	22	2.0	1.3	50	470161
	Standard bore extension set with female and male Luer-Lock connectors, back-check valve, and Caresite® 10 cm above distal end	23	1.5	2.8	50	470183

## IV administration sets with Caresite®

	Intrafix® Primeline with Caresite®	180	20.5	3.0	100	4062158C
	Intrafix® SafeSet with Caresite®	210	22.6	3.0	100	4063004C
	Intrafix® SafeSet Type Flush	180	22.0	3.0	25	4110000

\*\*\* dispenser box