



5 Moments for hand disinfection


in veterinary medicine

It's in your hands –
infection prevention in veterinary medicine



5 Moments for hand disinfection

1. Before patient contact



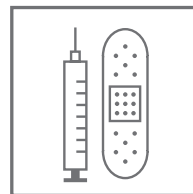
Before clinical examinations,
before care of inpatients

2. After patient contact



After clinical examinations,
after care of inpatients

3. Before clean / aseptic activities



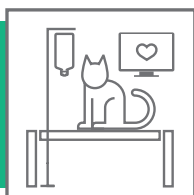
Blood sampling, insertion of intravenous lines,
punctures, dressing changes, manipulation
of infusion lines, parenteral administration
of medication

4. After contact with
potentially infectious material



Urine, feces, blood, secretions, wounds,
dirty dressings, drains

5. After contact with the patient's
immediate environment



Medical waste boxes, transport boxes,
treatment table, facility, supervising monitors,
examination material, infusion pumps

Based on: World Health Organization Your 5 Moments for Hand Hygiene,
URL: <https://www.who.int/multi-media/details/your-5-moments-for-hand-hygiene-poster>, last updated: 07/13/2022